



December 2023 Police Report

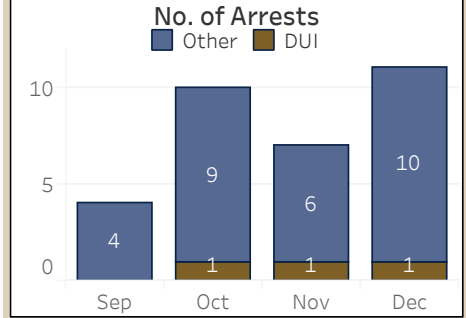
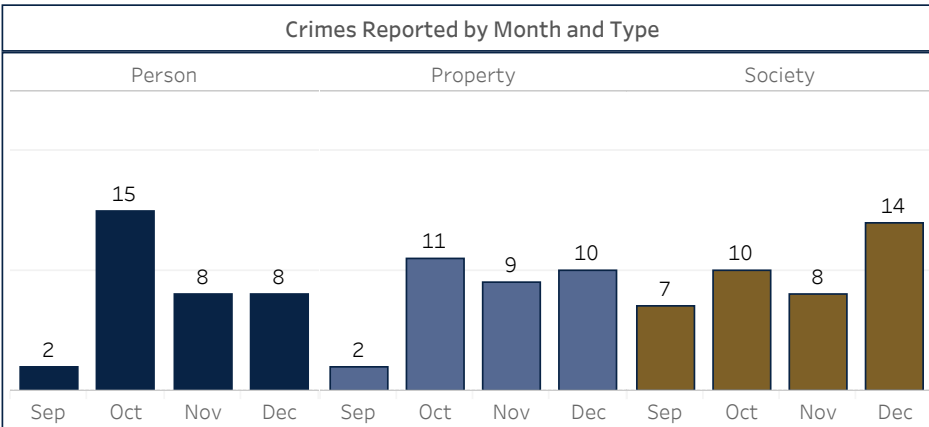
Release Date 2024-01-10

Offenses Reported¹

Type	2020	2021	2022	2023 YTD
Person	62	74	110	86
Property	99	59	92	106
Society	50	52	67	132
Total Crimes	211	185	269	324
Crimes/1,000 Pop	19.0	13.8	17.7	

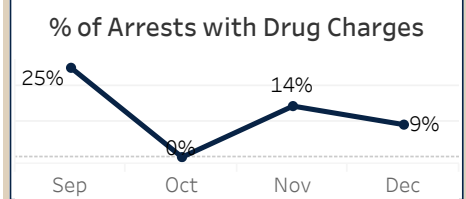
Case Report Types

- Person Crimes** = murder, manslaughter, rape/sodomy, assault, intimidation and kidnapping offenses
- Property Crimes** = robbery, burglary, larceny/theft, arson, destruction of property, counterfeiting, fraud, embezzlement, blackmail and stolen property offenses
- Society Crimes** = drugs/narcotics, gambling, pornography, prostitution and weapons law violations



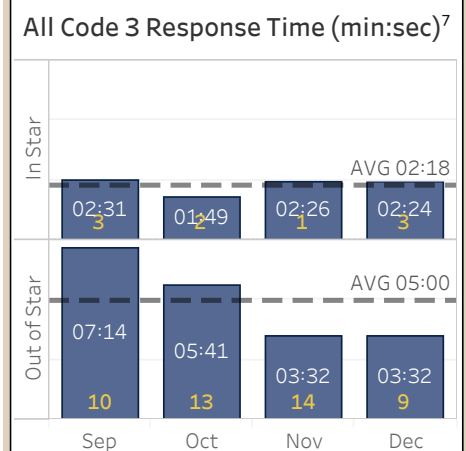
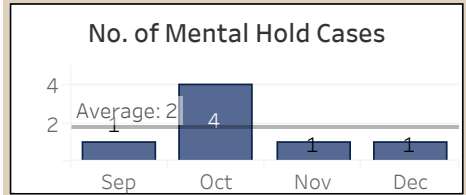
Police Activity²

	2023 Monthly Avg ³	Sep	Oct	Nov	Dec	December 2022
Citizen Calls for Service (CFS)	319	310	307	276	255	273
Proactive Policing	1,466	1,622	1,611	1,688	1,341	1,323



Select Call Types

	2023 Monthly Avg ³	Sep	Oct	Nov	Dec	December 2022
Crash Response	25	25	22	25	27	39
Crisis/Mental Health ⁴	10	14	14	13	9	5
Domestic Violence	6	2	5	5	4	6
Juvenile Activity	13	24	19	18	12	15
Location Checks ⁵	451	430	394	351	322	506
Property Crime Calls ⁶	19	13	26	16	20	22
School Checks	62	72	49	43	37	57
Traffic Stops	313	284	254	401	279	322
Welfare Checks	22	19	24	28	16	23



¹Offense Reports are compiled from NIBRS RMS. ²Police Activity reflects calls within the City of Star and all calls dispatched with a Star deputy. ³Monthly averages are based on all prior months of the current year. ⁴Calls are for Crisis, Mental Holds, and Suicidal Subjects. ⁵Location checks include Construction Site, Property, and Security checks. ⁶Property Crime Calls include Theft, Vandalism, Burglary, Fraud. ⁷Code 3 Calls represent all incidents that are routed at Priority 3, where Priority 3 calls require an immediate emergency response.