



February 2024 Police Report

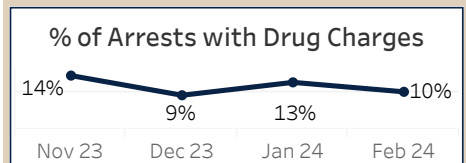
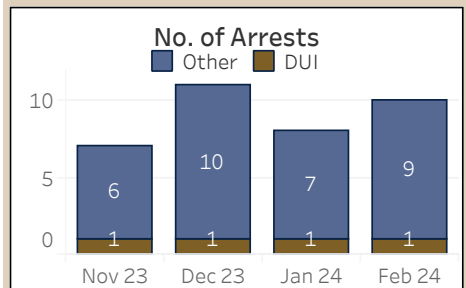
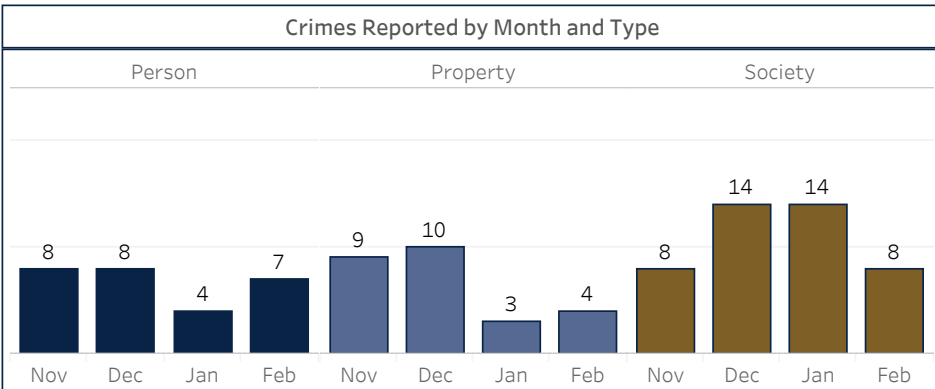
Release Date 2024-03-14

Offenses Reported¹

Types	2021	2022	2023	2024 YTD
Person	74	110	86	11
Property	59	92	106	7
Society	52	67	132	22
Total Crimes	185	269	324	40
Crimes/1,000 Pop	13.8	17.7	18.3	

Case Report Types

- Person Crimes** = murder, manslaughter, rape/sodomy, assault, intimidation and kidnapping offenses
- Property Crimes** = robbery, burglary, larceny/theft, arson, destruction of property, counterfeiting, fraud, embezzlement, blackmail and stolen property offenses
- Society Crimes** = drugs/narcotics, gambling, pornography, prostitution and weapons law violations

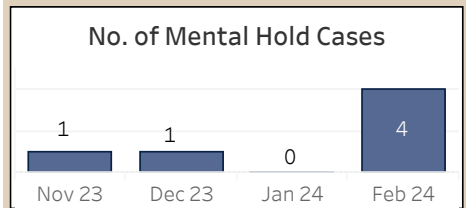


Police Activity²

	2024 Monthly Avg ³	Nov 23	Dec 23	Jan 24	Feb 24	February 2023
Citizen Calls for Service (CFS)	237	276	255	255	218	227
Proactive Policing	1,815	1,688	1,341	1,633	1,996	1,048

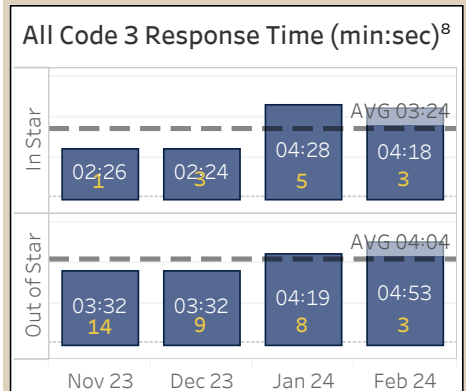
Misdemeanor Citations⁷

Month	Count
Jan 24	18
Feb 24	14



Select Call Types

	2024 Monthly Avg ³	Nov 23	Dec 23	Jan 24	Feb 24	February 2023
Crash Response	27	25	27	35	19	14
Crisis/Mental Health ⁴	10	13	9	9	10	12
Domestic Violence	3	5	4	4	2	3
Juvenile Activity	17	18	12	15	19	7
Location Checks ⁵	411	351	322	427	394	343
Property Crime Calls ⁶	12	16	20	11	12	16
School Checks	54	43	37	65	43	53
Traffic Stops	346	401	279	251	440	261
Welfare Checks	21	28	16	20	22	21



¹Offense Reports are compiled from NIBRS RMS. ²Police Activity reflects calls in the City of Star and all calls dispatched with a Star deputy. ³Monthly averages are based on all prior months of the current year. ⁴Calls are for Crisis, Mental Holds, and Suicidal Subjects. ⁵Location checks include Construction Site, Property, and Security checks. ⁶Property Crime Calls include Theft, Vandalism, Burglary, Fraud. ⁷Misd. Citations issued by a Star deputy as listed in the current Patrol schedule. ⁸Code 3 Calls represent all incidents that are routed at Priority 3, where Priority 3 calls require an immediate emergency response.

