



May 2023 Police Report

Release Date 2023-07-28

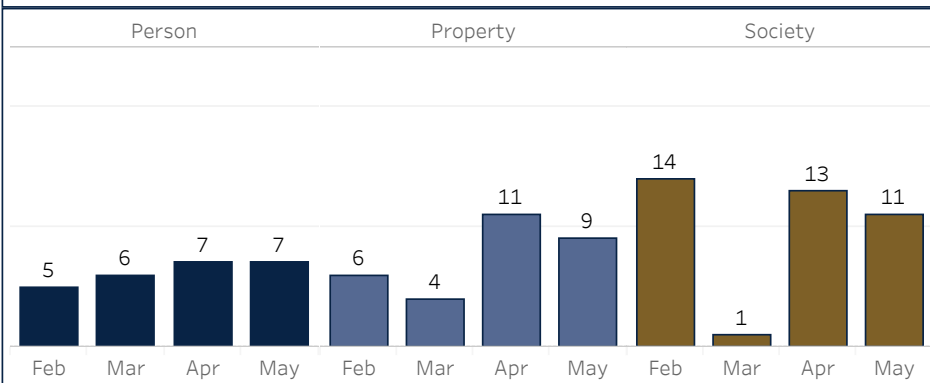
Offenses Reported¹

Type	2020	2021	2022	2023 YTD
Person	61	76	107	25
Property	94	59	88	30
Society	38	36	48	39
Total Crimes	193	171	243	94
Crimes/1,000 Pop	17.4	12.8	16.0	

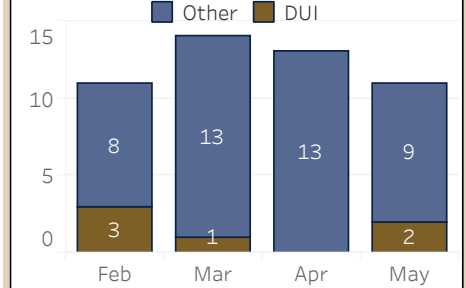
Case Report Types

- Person Crimes** = murder, manslaughter, rape/sodomy, assault, intimidation and kidnapping offenses
- Property Crimes** = robbery, burglary, larceny/theft, arson, destruction of property, counterfeiting, fraud, embezzlement, blackmail and stolen property offenses
- Society Crimes** = drugs/narcotics, gambling, pornography, prostitution and weapons law violations

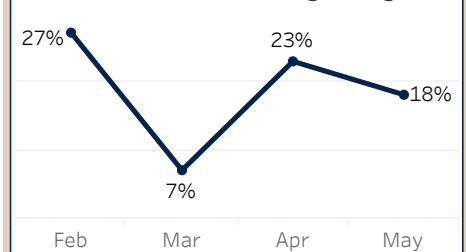
Crimes Reported by Month and Type



No. of Arrests



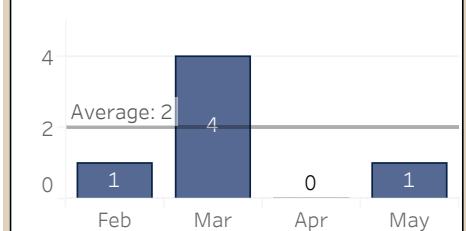
% of Arrests with Drug Charges



Police Activity²

	2023 Total	2023 Monthly Avg ³	Feb	Mar	Apr	May
Citizen Calls for Service (CFS)	1,494	299	227	315	337	347
Proactive Policing	7,016	1,403	1,048	1,139	1,555	1,882

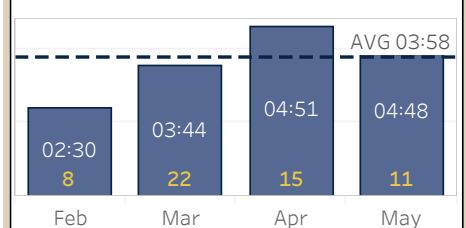
No. of Mental Hold Cases



Select Call Types

	2023 Total	2023 Monthly Avg ³	Feb	Mar	Apr	May
Crash Response	127	25	14	30	31	20
Crisis/Mental Health ⁴	48	10	12	9	6	9
Domestic Violence	31	6	3	6	6	6
Juvenile Activity	64	13	7	16	14	18
Location Checks ⁵	2,300	460	343	388	476	568
Property Crime Calls ⁶	93	19	16	24	21	19
School Checks	333	67	53	66	84	90
Traffic Stops	1,599	320	261	242	332	395
Welfare Checks	110	22	21	26	24	24

All Code 3 Response Time (min:sec)⁷



¹Offense Reports are compiled from NIBRS RMS. ²Police Activity reflects calls within the City of Star and all calls dispatched with a Star deputy. ³Monthly averages are based on all prior months of the current year. ⁴Calls are for Crisis, Mental Holds, and Suicidal Subjects. ⁵Location checks include Construction Site, Property, and Security checks. ⁶Property Crime Calls include Theft, Vandalism, Burglary, Fraud. ⁷Code 3 Calls represent all incidents that are routed at Priority 3, where Priority 3 calls require an immediate emergency response.