



November 2023 Police Report

Release Date 2023-12-08

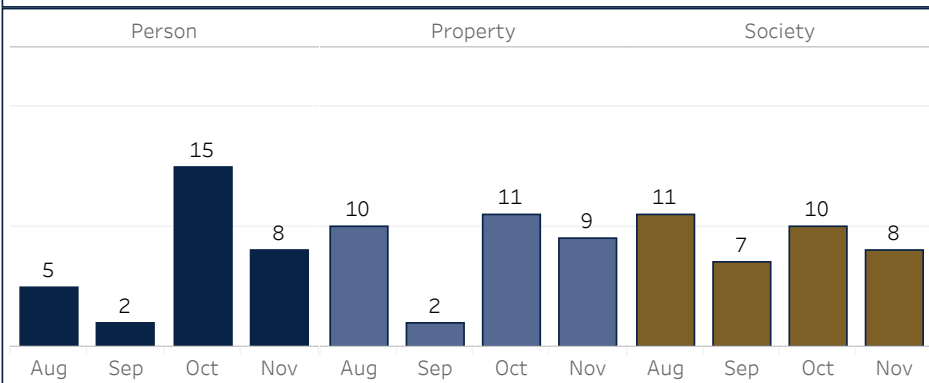
Offenses Reported¹

Type	2020	2021	2022	2023 YTD
Person	62	74	110	78
Property	99	59	92	96
Society	50	52	67	118
Total Crimes	211	185	269	292
Crimes/1,000 Pop	19.0	13.8	17.7	

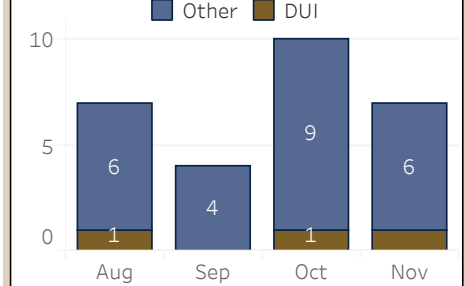
Case Report Types

- Person Crimes** = murder, manslaughter, rape/sodomy, assault, intimidation and kidnapping offenses
- Property Crimes** = robbery, burglary, larceny/theft, arson, destruction of property, counterfeiting, fraud, embezzlement, blackmail and stolen property offenses
- Society Crimes** = drugs/narcotics, gambling, pornography, prostitution and weapons law violations

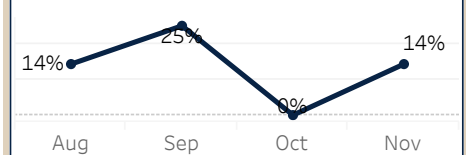
Crimes Reported by Month and Type



No. of Arrests



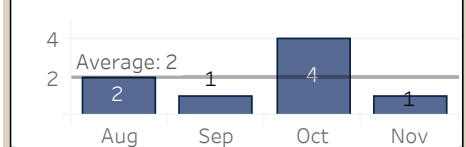
% of Arrests with Drug Charges



Police Activity²

	2023 Monthly Avg ³	Aug	Sep	Oct	Nov	November 2022
Citizen Calls for Service (CFS)	319	352	310	307	276	270
Proactive Policing	1,466	2,005	1,622	1,611	1,688	1,201

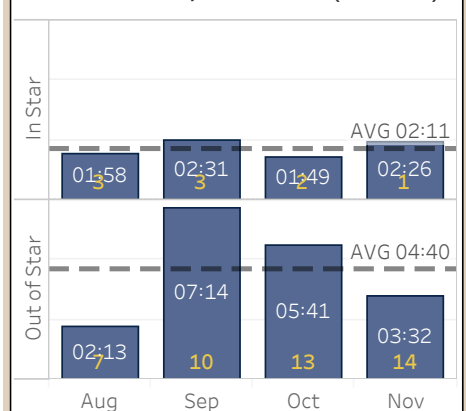
No. of Mental Hold Cases



Select Call Types

	2023 Monthly Avg ³	Aug	Sep	Oct	Nov	November 2022
Crash Response	25	29	25	22	25	29
Crisis/Mental Health ⁴	10	14	14	14	13	10
Domestic Violence	6	7	2	5	5	5
Juvenile Activity	13	20	24	19	18	12
Location Checks ⁵	451	518	430	394	351	408
Property Crime Calls ⁶	19	21	13	26	16	21
School Checks	62	72	72	49	43	65
Traffic Stops	313	415	284	254	401	333
Welfare Checks	22	24	19	24	28	16

All Code 3 Response Time (min:sec)⁷



¹Offense Reports are compiled from NIBRS RMS. ²Police Activity reflects calls within the City of Star and all calls dispatched with a Star deputy. ³Monthly averages are based on all prior months of the current year. ⁴Calls are for Crisis, Mental Holds, and Suicidal Subjects. ⁵Location checks include Construction Site, Property, and Security checks. ⁶Property Crime Calls include Theft, Vandalism, Burglary, Fraud. ⁷Code 3 Calls represent all incidents that are routed at Priority 3, where Priority 3 calls require an immediate emergency response.