



September 2023 Police Report

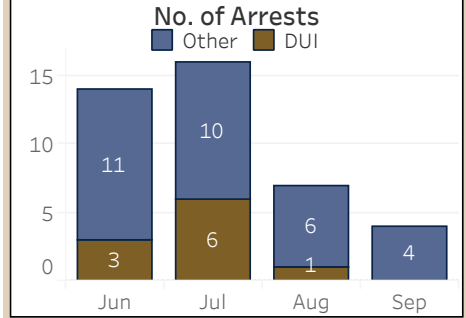
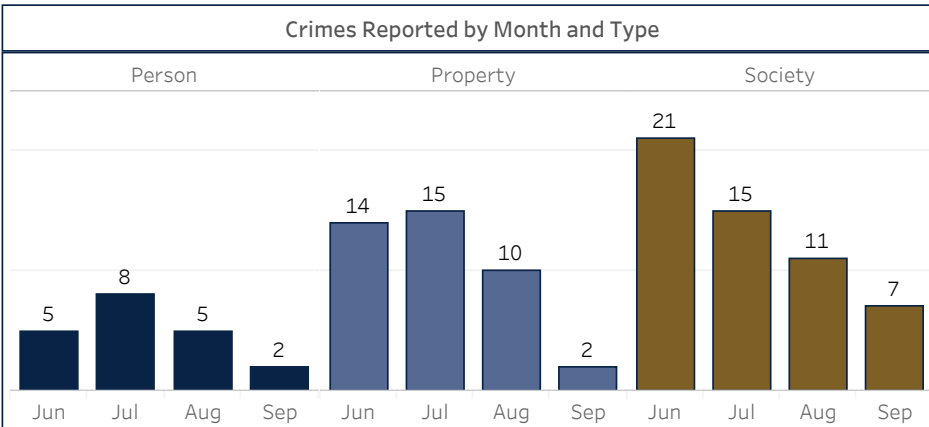
Release Date 2023-10-11

Offenses Reported¹

Type	2020	2021	2022	2023 YTD
Person	62	74	110	55
Property	99	59	92	76
Society	50	52	67	100
Total Crimes	211	185	269	231
Crimes/1,000 Pop	19.0	13.8	17.7	

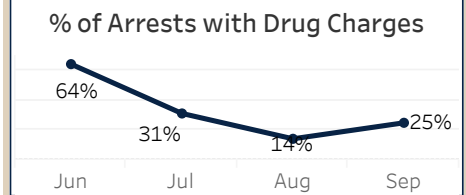
Case Report Types

- Person Crimes** = murder, manslaughter, rape/sodomy, assault, intimidation and kidnapping offenses
- Property Crimes** = robbery, burglary, larceny/theft, arson, destruction of property, counterfeiting, fraud, embezzlement, blackmail and stolen property offenses
- Society Crimes** = drugs/narcotics, gambling, pornography, prostitution and weapons law violations



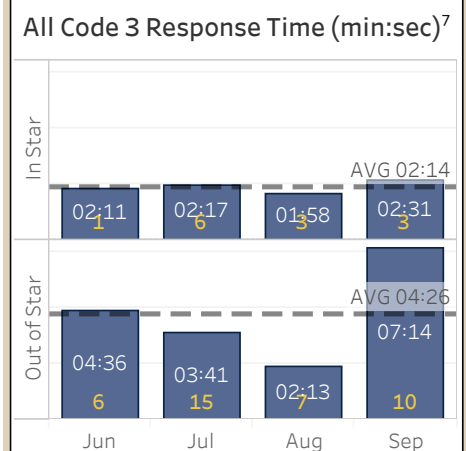
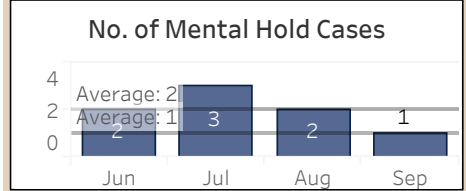
Police Activity²

	2023 Monthly Avg ³	Jun	Jul	Aug	Sep	September 2022
Citizen Calls for Service (CFS)	319	337	371	352	310	311
Proactive Policing	1,466	1,358	1,348	2,005	1,622	1,059



Select Call Types

	2023 Monthly Avg ³	Jun	Jul	Aug	Sep	September 2022
Crash Response	25	22	28	29	25	36
Crisis/Mental Health ⁴	10	9	9	14	14	9
Domestic Violence	6	4	5	7	2	8
Juvenile Activity	13	14	12	20	24	8
Location Checks ⁵	451	408	351	518	430	362
Property Crime Calls ⁶	19	18	23	21	13	18
School Checks	62	41	54	72	72	52
Traffic Stops	313	278	271	415	284	236
Welfare Checks	22	22	12	24	19	27



¹Offense Reports are compiled from NIBRS RMS. ²Police Activity reflects calls within the City of Star and all calls dispatched with a Star deputy. ³Monthly averages are based on all prior months of the current year. ⁴Calls are for Crisis, Mental Holds, and Suicidal Subjects. ⁵Location checks include Construction Site, Property, and Security checks. ⁶Property Crime Calls include Theft, Vandalism, Burglary, Fraud. ⁷Code 3 Calls represent all incidents that are routed at Priority 3, where Priority 3 calls require an immediate emergency response.