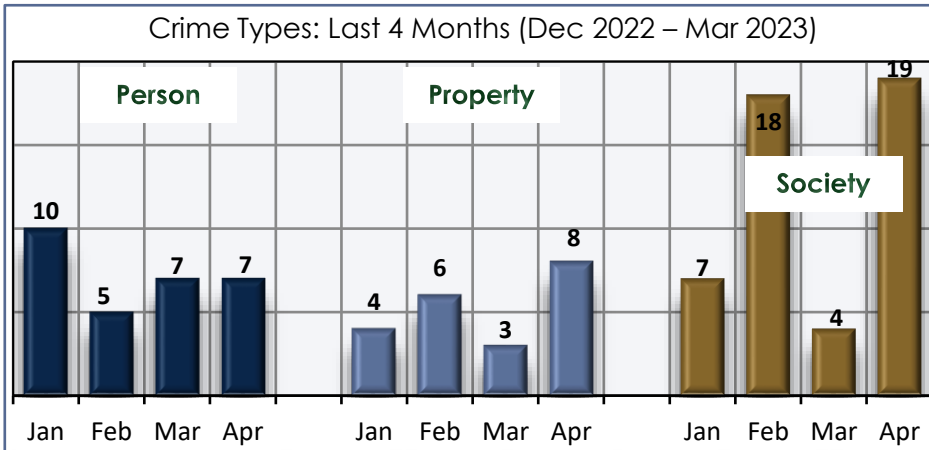


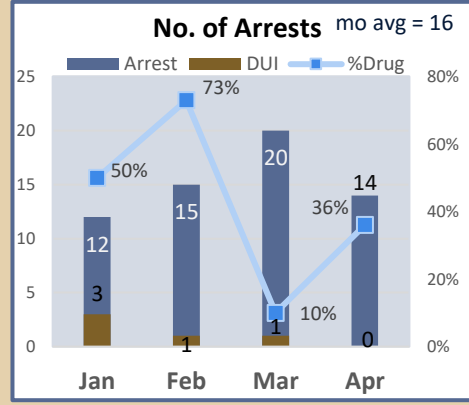
Offense Reported ¹	2023			Previous Years		
	April	YTD	Projected Range*	2022	2021	2020
Crimes (#)		98		266	185	209
Person	7	29		107	74	60
Property	8	21		92	59	99
Society	19	48		67	52	50
Crimes / Pop (#/1000 population)				17.5	13.8	18.8

*Projected 2023 Crimes Range will be based on Jan-June and year % averages from years 2020-2023.

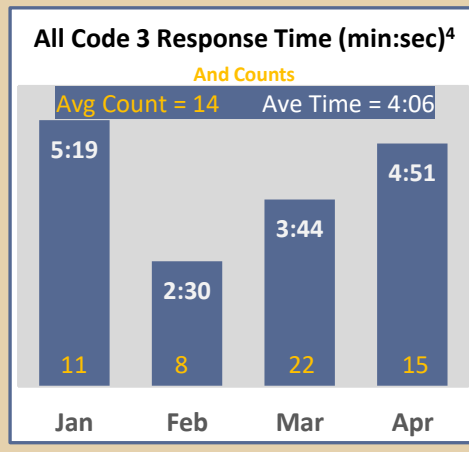
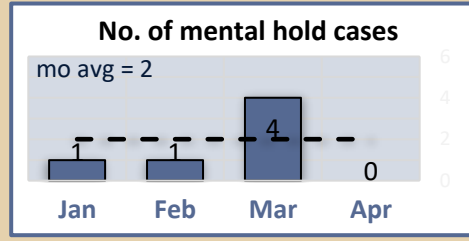


Police Calls Activity ²	Monthly Average ³	Jan-23	Feb-23	Mar-23	Apr-23	Apr-22
Citizen Calls for Service (CFS)	287	268	227	315	337	235
Proactive Policing	1,284	1,392	1,048	1,139	1,555	1,030
Selected Call types						
Domestic Violence	6	10	3	6	6	6
Crisis/MentalHealth ⁵	8	7	9	9	5	6
Juvenile Activity	12	9	7	16	14	18
School Checks	61	40	53	66	84	73
Traffic Stops	301	369	261	242	332	173
Location Checks ⁶	433	525	343	388	476	392
Crash Response	28	32	14	30	34	17
Welfare Checks	22	15	21	26	24	15
Property Crime Calls ⁷	19	13	16	25	21	16

- ### Case Report Types
- **Person Crimes** = murder, manslaughter, rape/sodomy, assault, intimidation and kidnapping offenses
 - **Property Crimes** = robbery, burglary, larceny/theft, arson, destruction of property, counterfeiting, fraud, embezzlement, blackmail and stolen property offenses
 - **Society Crimes** = drugs/narcotics, gambling, pornography, prostitution and weapons law violations



*Arrests are a count of arrest number per case, on the 48 Group A Offenses, and date of arrest.



¹Offense Reports are compiled from NIBRS RMS. ²Police Call data reflects calls within the City of Star and all dispatched calls with a Star Deputy. ³Monthly averages are based on the four identified months. ⁴Code 3 calls - Represents ALL incidents that are routed at Priority 3, where Priority 3 calls require an immediate emergency response. ⁵Calls are for Crisis, Mental Holds, Suicidal Subject and CIT calls. ⁶Location Checks include Construction Site, Property, and Security checks. ⁷Property Crime Calls include calls for theft, vandalism, burglary, and fraud.