

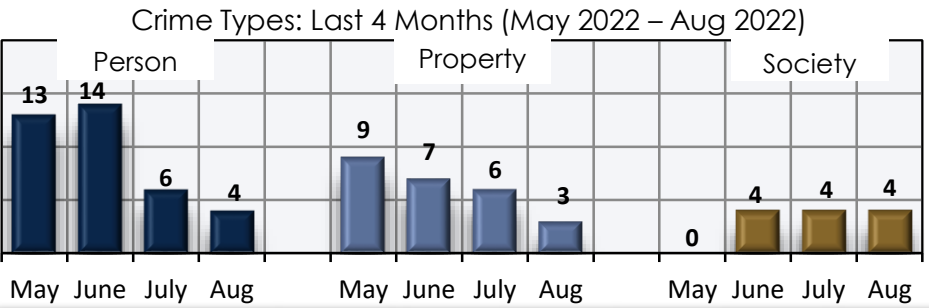


AUGUST 2022 POLICE REPORT

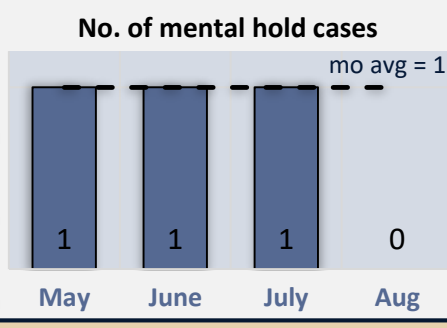
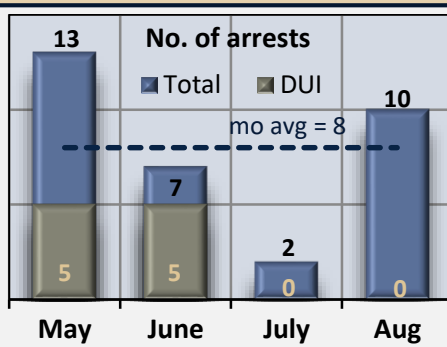
(Released September 13, 2022)

Offense Reported ¹	2022			Previous Years		
	Aug	YTD	Projected Range*	2021	2020	2019
Crimes (#)	11	154	245-277	182	209	191
Person	4	74		73	62	59
Property	3	48		58	97	94
Society	4	32		51	50	38
Case Type/ Pop (#/1000 population)			16.1-18.2	13.6	18.8	17.4

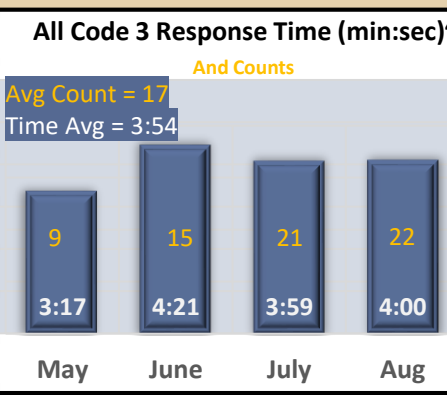
*Projected 2022 Crimes Range is based on Jan-June and year % averages from years 2019-2022.



- ### Case Report Types
- Person Crimes** = murder, manslaughter, rape/sodomy, assault, intimidation and kidnapping offenses
 - Property Crimes** = robbery, burglary, larceny/theft, arson, destruction of property, counterfeiting, fraud, embezzlement, blackmail and stolen property offenses
 - Society Crimes** = drugs/narcotics, gambling, pornography, prostitution and weapons law violations



Police Calls Activity ²	Monthly Average ³	May-22	Jun-22	Jul-22	Aug-22	Aug-21
Citizen Calls for Service (CFS)	291	280	279	304	299	256
Proactive Policing	952	823	912	981	1,092	409
Selected Call types						
Domestic Violence	6	3	5	7	8	6
Crisis/Mental Health/CIT	3	6	1	4	0	1
Juvenile Activity	9	14	11	4	8	10
School Checks	55	60	51	39	71	27
Traffic Stops	165	143	167	171	177	61
Location Checks ⁵	337	255	331	364	397	120
Crash Response	28	25	36	25	27	22
Welfare Checks	23	26	20	25	21	18
Property Crime Calls ⁶	16	19	8	19	16	18



¹Offense Reports are compiled from NIBRS RMS. ²Police Call data reflects calls within the City of Star and all dispatched calls with a Star Deputy. ³Monthly averages are based on the four identified 2022 months. ⁴Code 3 calls - Represents ALL incidents that are routed at Priority 3, where Priority 3 calls require an immediate emergency response. ⁵Location Checks include Construction Site, Property, and Security checks. ⁶Property Crime Calls include calls for theft, vandalism, burglary, and fraud.

