



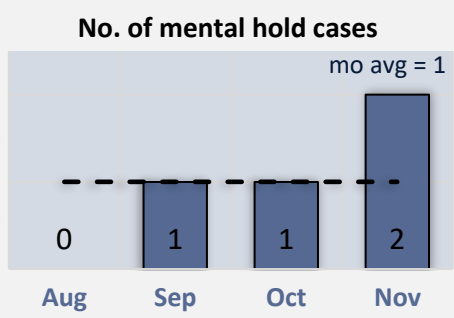
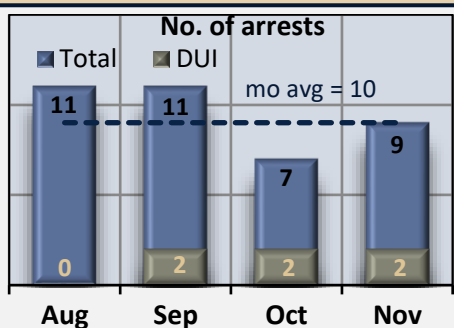
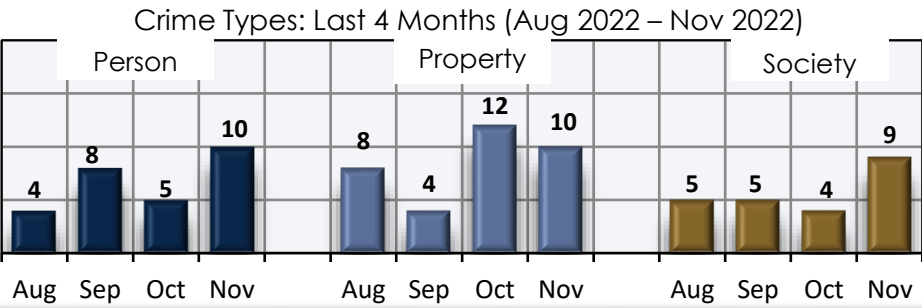
NOVEMBER 2022 POLICE REPORT

(Released November 10, 2022)

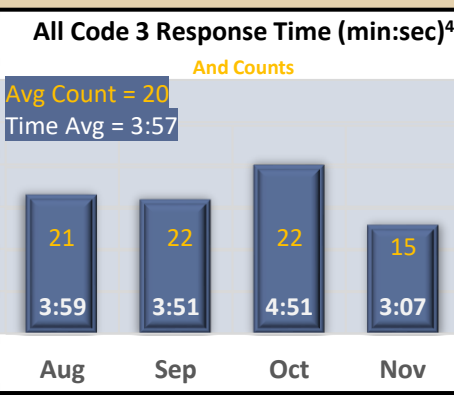
Offense Reported ¹	2022			Previous Years		
	Nov	YTD	Projected Range*	2021	2020	2019
Crimes (#)	29	228	245-277	185	209	186
Person	10	97		74	60	54
Property	10	79		59	99	94
Society	9	52		52	50	38
Case Type/ Pop (#/1000 population)			16.1-18.2	13.8	18.8	16.9

- ### Case Report Types
- **Person Crimes** = murder, manslaughter, rape/sodomy, assault, intimidation and kidnapping offenses
 - **Property Crimes** = robbery, burglary, larceny/theft, arson, destruction of property, counterfeiting, fraud, embezzlement, blackmail and stolen property offenses
 - **Society Crimes** = drugs/narcotics, gambling, pornography, prostitution and weapons law violations

*Projected 2022 Crimes Range is based on Jan-June and year % averages from years 2019-2022.



Police Calls Activity ²	Monthly Average ³	Aug-22	Sep-22	Oct-22	Nov-22	Nov-21
Citizen Calls for Service (CFS)	310	326	314	329	270	234
Proactive Policing	1,063	1,129	1,061	862	1,201	590
Selected Call types						
Domestic Violence	7	8	8	5	6	3
Crisis/MentalHealth ⁵	7	3	9	8	9	1
Juvenile Activity	10	8	8	12	12	12
School Checks	57	71	52	38	65	47
Traffic Stops	229	172	237	172	333	135
Location Checks ⁶	379	410	362	337	408	167
Crash Response	32	27	38	31	30	25
Welfare Checks	22	21	27	22	16	20
Property Crime Calls ⁷	20	17	17	25	20	9



¹Offense Reports are compiled from NIBRS RMS. ²Police Call data reflects calls within the City of Star and all dispatched calls with a Star Deputy. ³Monthly averages are based on the four identified 2022 months. ⁴Code 3 calls - Represents ALL incidents that are routed at Priority 3, where Priority 3 calls require an immediate emergency response. ⁵Calls are for Crisis, Mental Holds, Suicidal Subject and CIT calls. ⁶Location Checks include Construction Site, Property, and Security checks. ⁷Property Crime Calls include calls for theft, vandalism, burglary, and fraud.

