

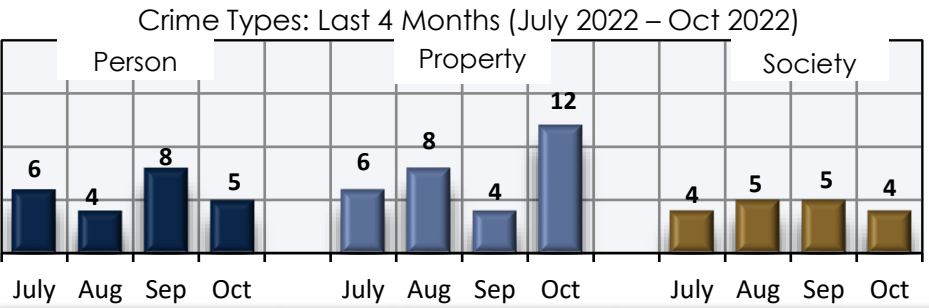


OCTOBER 2022 POLICE REPORT

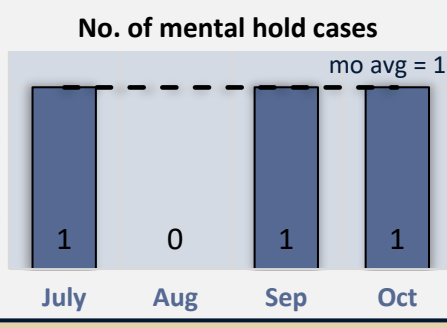
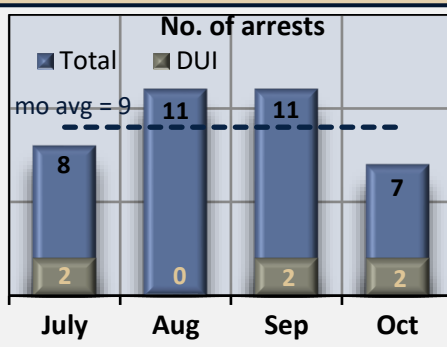
(Released November 10, 2022)

Offense Reported ¹	2022			Previous Years		
	Oct	YTD	Projected Range*	2021	2020	2019
Crimes (#)	21	199	245-277	185	209	186
Person	5	87		74	60	54
Property	12	69		59	99	94
Society	4	43		52	50	38
Case Type/ Pop (#/1000 population)			16.1-18.2	13.8	18.8	16.9

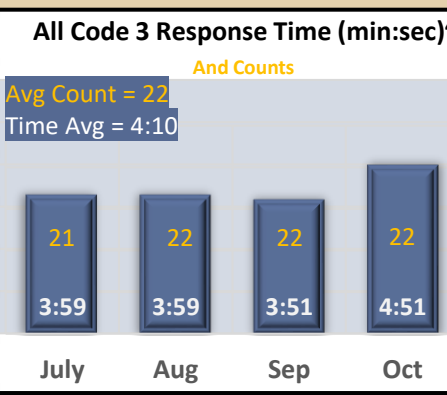
*Projected 2022 Crimes Range is based on Jan-June and year % averages from years 2019-2022.



- ### Case Report Types
- Person Crimes** = murder, manslaughter, rape/sodomy, assault, intimidation and kidnapping offenses
 - Property Crimes** = robbery, burglary, larceny/theft, arson, destruction of property, counterfeiting, fraud, embezzlement, blackmail and stolen property offenses
 - Society Crimes** = drugs/narcotics, gambling, pornography, prostitution and weapons law violations



Police Calls Activity ²	Monthly Average ³	Jul-22	Aug-22	Sep-22	Oct-22	Oct-21
Citizen Calls for Service (CFS)	328	344	326	314	329	241
Proactive Policing	1,027	1,054	1,129	1,061	862	622
Selected Call types						
Domestic Violence	7	7	8	8	5	6
Crisis/MentalHealth ⁵	7	8	3	9	8	5
Juvenile Activity	8	4	8	8	12	17
School Checks	50	39	71	52	38	46
Traffic Stops	191	184	172	237	172	114
Location Checks ⁶	373	382	410	362	337	208
Crash Response	31	29	27	38	31	20
Welfare Checks	24	26	21	27	22	22
Property Crime Calls ⁷	21	23	17	17	25	13



¹Offense Reports are compiled from NIBRS RMS. ²Police Call data reflects calls within the City of Star and all dispatched calls with a Star Deputy. ³Monthly averages are based on the four identified 2022 months. ⁴Code 3 calls - Represents ALL incidents that are routed at Priority 3, where Priority 3 calls require an immediate emergency response. ⁵Calls are for Crisis, Mental Holds, Suicidal Subject and CIT calls. ⁶Location Checks include Construction Site, Property, and Security checks. ⁷Property Crime Calls include calls for theft, vandalism, burglary, and fraud.

