



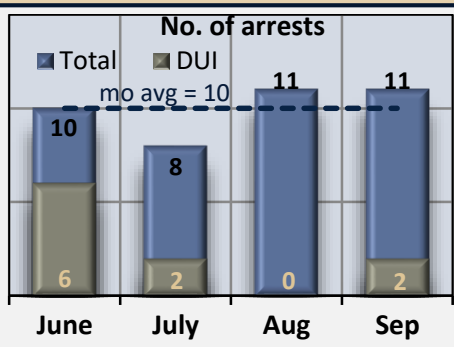
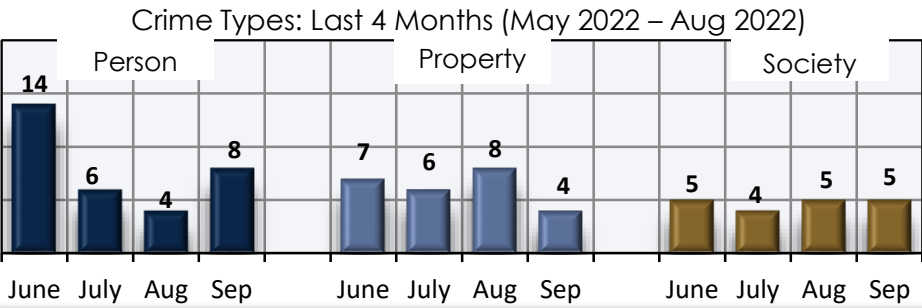
SEPTEMBER 2022 POLICE REPORT

(Released October 31, 2022)

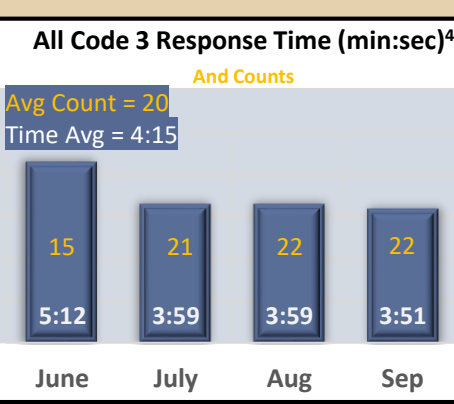
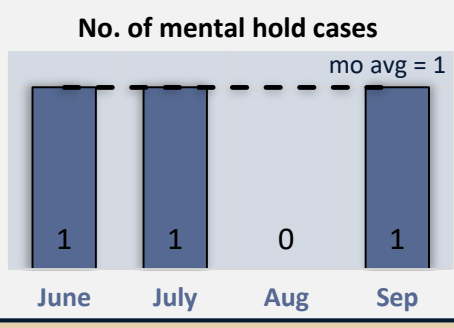
Offense Reported ¹	2022			Previous Years		
	Sep	YTD	Projected Range*	2021	2020	2019
Crimes (#)	17	177	245-277	185	209	186
Person	8	82		74	60	54
Property	4	57		59	99	94
Society	5	38		52	50	38
Case Type/ Pop (#/1000 population)			16.1-18.2	13.8	18.8	16.9

- ### Case Report Types
- **Person Crimes** = murder, manslaughter, rape/sodomy, assault, intimidation and kidnapping offenses
 - **Property Crimes** = robbery, burglary, larceny/theft, arson, destruction of property, counterfeiting, fraud, embezzlement, blackmail and stolen property offenses
 - **Society Crimes** = drugs/narcotics, gambling, pornography, prostitution and weapons law violations

*Projected 2022 Crimes Range is based on Jan-June and year % averages from years 2019-2022.



Police Calls Activity ²	Monthly Average ³	Jun-22	Jul-22	Aug-22	Sep-22	Sep-21
Citizen Calls for Service (CFS)	326	321	344	326	314	433
Proactive Policing	1,056	981	1,054	1,129	1,061	677
Selected Call types						
Domestic Violence	7	5	7	8	8	5
Crisis/MentalHealth ⁵	7	7	8	3	9	13
Juvenile Activity	8	11	4	8	8	24
School Checks	54	52	39	71	52	73
Traffic Stops	193	177	184	172	237	99
Location Checks ⁶	376	349	382	410	362	213
Crash Response	33	39	29	27	38	31
Welfare Checks	25	24	26	21	27	34
Property Crime Calls ⁷	18	13	23	17	17	41



¹Offense Reports are compiled from NIBRS RMS. ²Police Call data reflects calls within the City of Star and all dispatched calls with a Star Deputy. ³Monthly averages are based on the four identified 2022 months. ⁴Code 3 calls - Represents ALL incidents that are routed at Priority 3, where Priority 3 calls require an immediate emergency response. ⁵Calls are for Crisis, Mental Holds, Suicidal Subject and CIT calls. ⁶Location Checks include Construction Site, Property, and Security checks. ⁷Property Crime Calls include calls for theft, vandalism, burglary, and fraud.

