



March 2025 Police Report

Release Date 2025-04-16

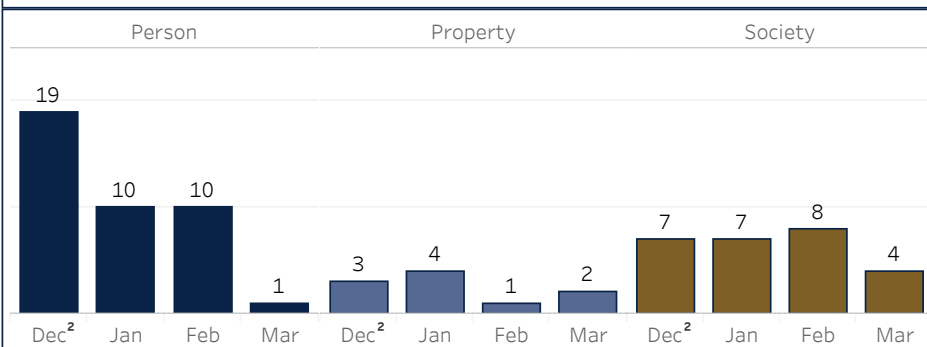
Offenses Reported¹

Types	2022	2023 ²	2024 ²	2025 YTD
Person	110	96	118	21
Property	92	117	68	7
Society	67	134	101	19
Total Crimes	269	347	287	47
Crimes/1,000 Pop	17.7	19.6	14.1	

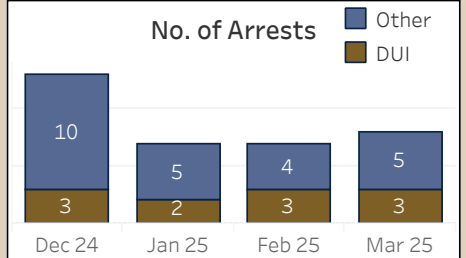
Case Report Types

- Person Crimes** = murder, manslaughter, rape/sodomy, assault, intimidation and kidnapping offenses
- Property Crimes** = robbery, burglary, larceny/theft, arson, destruction of property, counterfeiting, fraud, embezzlement, blackmail and stolen property offenses
- Society Crimes** = drugs/narcotics, gambling, pornography, prostitution and weapons law violations

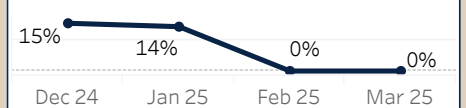
Crimes Reported by Month and Type



No. of Arrests



% of Arrests with Drug Charges



Police Activity³

	2025 Monthly Avg ⁴	Dec 24	Jan 25	Feb 25	Mar 25	March 2024
Citizen Calls for Service (CFS)	286	297	311	239	309	267
Proactive Policing	2,752	2,080	2,566	2,858	2,831	2,034

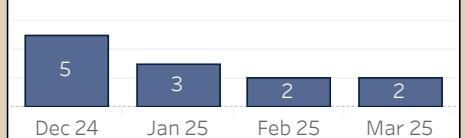
Citations⁸

	Dec 24	Jan 25	Feb 25	Mar 25
Infraction	59	56	60	77
Misdemeanor	9	15 ⁻²	14	10

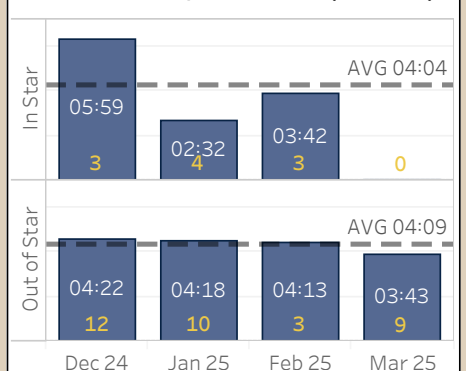
Select Call Types

	2025 Monthly Avg ⁴	Dec 24	Jan 25	Feb 25	Mar 25	March 2024
Crash Response	26	36	30	20	27	27
Crisis/Mental Health ⁵	7	9	6	8	6	10
Domestic Violence	4	11	5	4	3	4
Juvenile Activity	19	12	23	13	20	12
Location Checks ⁶	701	442	706	697	699	419
Property Crime Calls ⁷	15	11	10	16	19	15
School Checks	73	54	66	70	82	62
Traffic Stops	424	348	377	425	471	445
Welfare Checks	20	25	15	15	30	26

No. of Mental Hold Cases



All Code 3 Response Time (min:sec)⁹



¹Offense Reports are compiled from NIBRS RMS. ²Counts updated to reflect each year's NIBRS audit update. ³Police Activity reflects calls in the City of Star and all calls dispatched with a Star deputy. ⁴Monthly averages are based on all prior months of the current year. ⁵Calls are for Crisis/Mental Hold/Suicidal Subject/Attempted Suicide. ⁶Location checks include Construction Site, Property, and Security checks. ⁷Property Crime Calls include Theft, Vandalism, Burglary, Fraud. ⁸Infraction and Misdemeanor Citations issued by a Star deputy as listed in the current Patrol schedule. ⁹Code 3 Calls represent all incidents routed at Priority 3, where Priority 3 calls require an immediate emergency response. ⁻²: January misd. citations count lower than the February 2024 report due to a correction in the data.